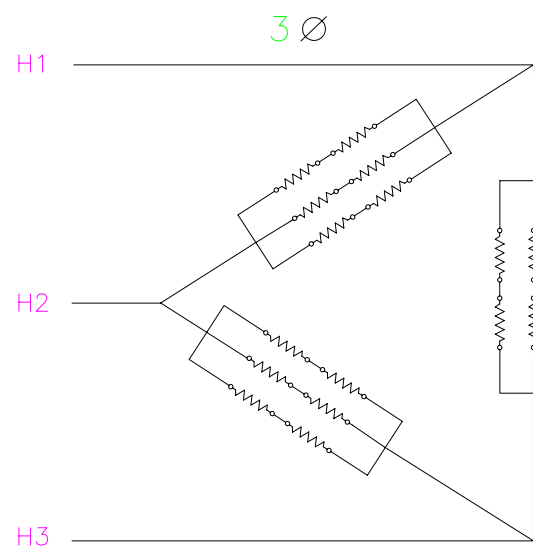
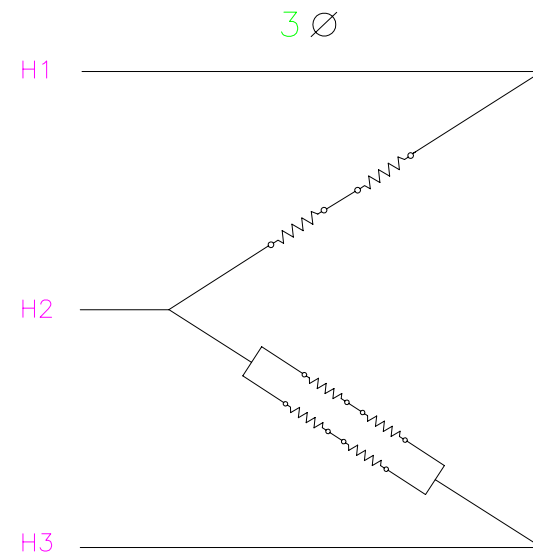


REVISIONS			
LTR	DESCRIPTION	DATE	APPROVED

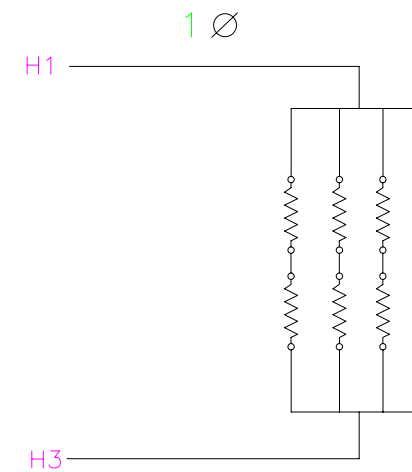
18 KW HEATER WIRING



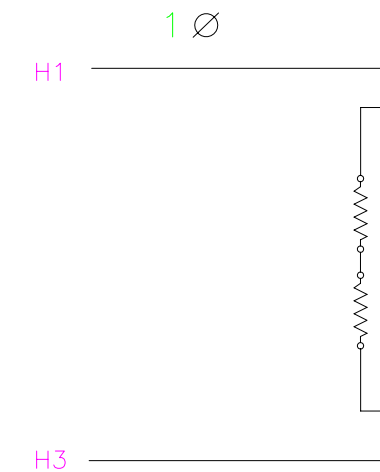
8 KW HEATER WIRING



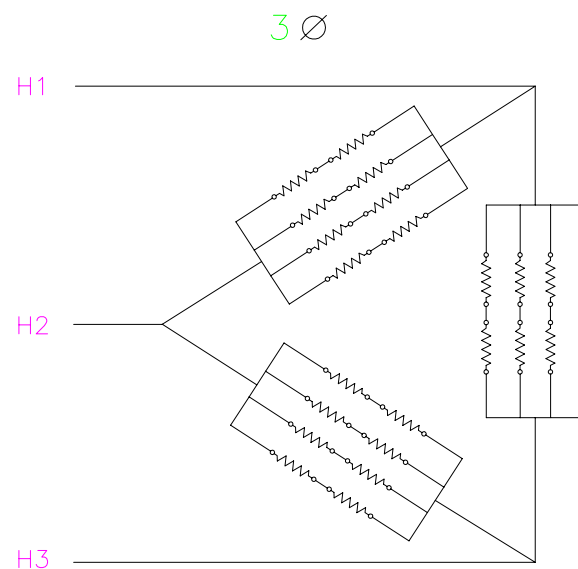
8 KW HEATER WIRING



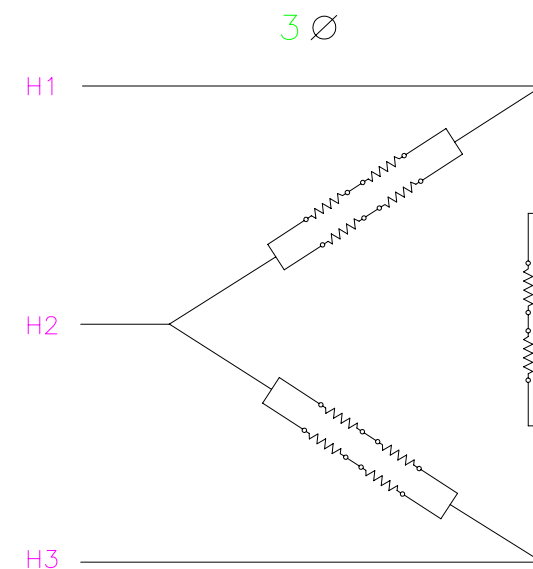
4 KW HEATER WIRING



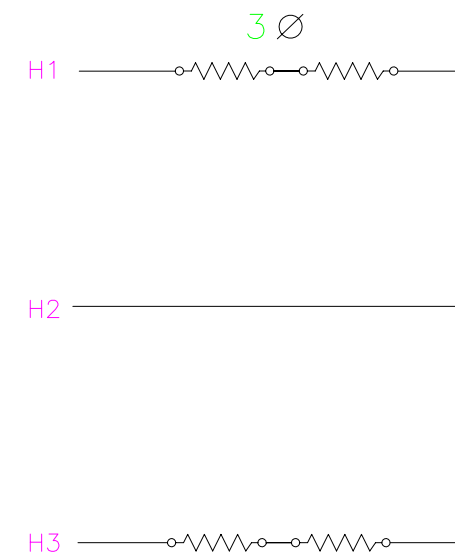
24 KW HEATER WIRING



12 KW HEATER WIRING



4 KW HEATER WIRING

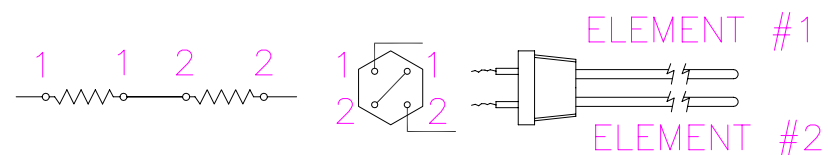


2 KW HEATER WIRING



PROPRIETARY NOTICE

THE INFORMATION IN THIS DOCUMENT IS PROPRIETARY TO MOKON AND SHALL NOT BE USED OR REPRODUCED FOR ANY REASON WITHOUT PRIOR WRITTEN CONSENT.



DETAIL INDIVIDUAL HEATER ELEMENTS WIRING 2 KW

ITEM NO.				DESCRIPTION	
UNLESS OTHERWISE SPECIFIED	DRAWN	R. CRUZ	5/22/95	<div style="font-size: 2em; font-weight: bold; margin-bottom: 10px;">MOKON</div> 2150 Elmwood Avenue, Buffalo, New York 14207	
.XX ± .010	CHECKED	R. CRUZ	5/22/95		
.XXX ± .005	APP.	R. CRUZ	5/22/95		
.XXXX ±	VERIFIED		3/5/03		
ANGLES ± 1/2"	DESCRIPTION			B	MODEL NO.
RAD.& FILLETS.005-.015	HEATER WIRING SCHEMATIC: WATER SYSTEMS 380-575 VOLTS				DWG. NO.
				SCALE	110-0504
				NONE	SHEET 1 OF 1